

340AJ

ARTICULATING BOOM LIFT



Performance

Platform Height	33 ft 10 in.	10.31 m
Horizontal Outreach	19 ft 11 in.	6.06 m
Up and Over Height	17 ft	5.17 m
Swing	355 Degrees Non-Continuous	
Platform Capacity	500 lb	227 kg
Platform Size	30 x 60 in.	0.76 x 1.52 m
Platform Rotator	180 Degrees Hydraulic	
Jib	4 ft	1.22 m
Range of Articulation	144 Degrees (+79, -60)	
Weight	9,700 lb	4,400 kg
Max. Ground Bearing Pressure	59 psi	4.1 kg/cm ²
Drive Speed		
4WD	3.1 mph	4.98 km/hr
Gradeability		
4WD	45%	
Turning Radius		
Inside	5 ft	1.52 m
Outside	13 ft	3.96 m

Standard Specifications

Engine

Make and Model		
Dual Fuel Engine		
PSI/GM L4-EFI	28.7 hp	21.4 kW
Diesel Engine		
Kubota D1105	24.8 hp	18.5 kW
Fuel Tank Capacity	13 gal.	49.21 L

Tires

Standard	265/50D20 Lug Tread
Optional	9 x 20 Foam-Filled Lug Tires
	9 x 20 Non-Marking Pneumatic Tires
	9 x 20 Non-Marking Foam-Filled Tires
	7 x 18 Solid Cushion Lug Tread Tires
	7 x 18 Non-marking Solid Cushion Lug Tread Tires

Hydraulic System

Capacity	20.6 gal.	77.9 L
Auxiliary Power	12V DC	



Standard Features

- 4 ft (1.22 m) Articulating Jib
- 355 Degree Non-Continuous Swing
- Platform 30 x 60 in. (0.76 x 1.22 m) Side Entry
- 180 Degree Hydraulic Platform Rotator
- Platform Console Machine Status Light Panel*
- 110V-AC Receptacle in Platform
- 5 Degree Tilt Alarm/Indicator Light
- 9 x 20 Lug Tread Pneumatic Tires
- Swing-Out Engine Tray
- Gull-Wing Steel Turntable Hoods
- 12V-DC Auxiliary Power
- Hourmeter
- Hydrostatic Drive
- Proportional Controls
- Control ADE® System
- Lifting/Tie Down Lugs
- Horn
- Oscillating Axle
- Cast Aluminum Control Box
- All Motion Alarm
- Glow Plugs (diesel engines)

*Provides indicator lights at platform control console for system distress, low fuel, 5 degree tilt light, and foot switch status.

Accessories & Options

- 30 x 48 in. (0.76 x 1.22 m) Platform
- Self-Closing Gate
- Mesh to Top Rail (bolt-on aluminum)
- 1/2 in. Air Line to Platform
- AC Generator
- 43.5 lb (19.7 kg) Propane Tank
- Chassis Illumination Lights
- Platform Worklights
- Cold Weather Start Kit¹
- Hostile Environment Kit²
- Flashing Amber Beacon
- Arctic Package³ (diesel only)
- Special Hydraulic Oils

1. Includes engine block heater, battery heater, oil tank heater.

2. Includes console cover, boom wipers and cylinder bellows.

3. Includes arctic hydraulic hoses (drive and steer only) and main boom cable, arctic hydraulic oil, extreme cold engine oil, anti-freeze (Cat only), fuel conditioner, engine block heater, battery blanket, glow plugs, hydraulic tank heater, and oversized footswitch.

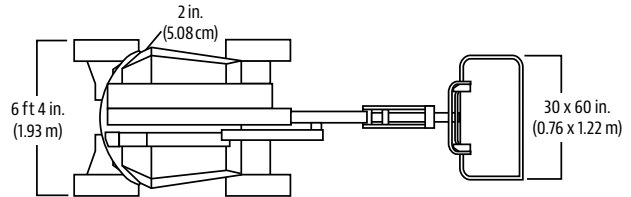
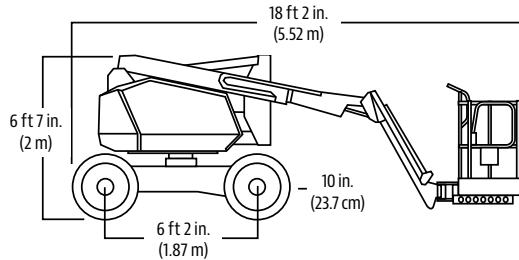
340AJ

ARTICULATING BOOM LIFTS

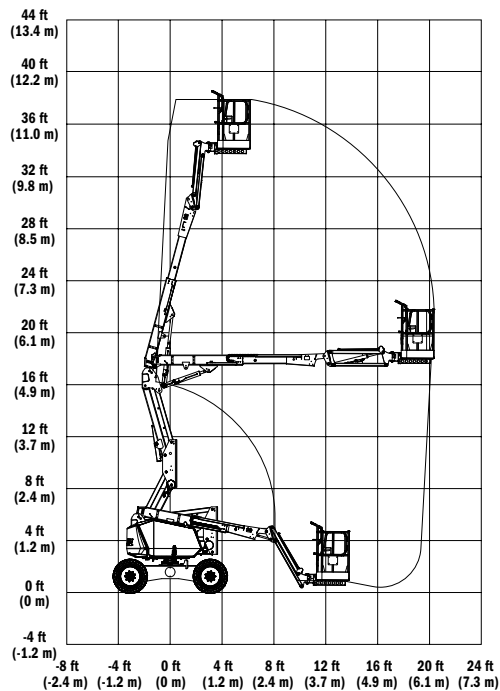


Dimensions

All dimensions are approximate.



Reach Diagram



The JLG "1 & 5" Warranty

We provide coverage for one (1) full year, and cover all specified major structural components for five (5) years. Due to continuous product improvements, we reserve the right to make specification and/or equipment changes without prior notification. This machine meets or exceeds applicable ANSI and CSA requirements based on machine configuration as originally manufactured for intended applications. Please reference the serial number plate on the machine for additional information.

Part No.: 3131121
R091804
Printed in USA



JLG Industries, Inc.
1 JLG Drive
McConnellsburg, PA 17233-9533
Telephone 717-485-5161
Toll-free in US 877-JLG-LIFT
Fax 717-485-6417
www.jlg.com

An Oshkosh Corporation Company